

**CUSTOMER ASSISTANCE GUIDE**  
**BUILDING PERMIT APPLICATION SUBMITTAL REQUIREMENTS**  
**MANUFACTURED AND INDUSTRIALIZED HOUSING**

- Please read all the following information.
- The following is a checklist. You must have a "checkmark" in all the sections listed below prior to submitting your application.

\_\_\_\_\_ "Affidavit of Exemption" (See attached form) If you are hiring a contractor to construct your structure, and they have workers' compensation, have the contractor or their insurance carrier provide us with a "Certificate of Insurance" showing proof of such. If the homeowner or a contractor without workers' compensation is constructing the structure, the attached form must be completed and notarized.

\_\_\_\_\_ A site plan showing the proposed dwelling, the outside dimensions of the structure, distances in feet to the front, side and rear property lines; and the height of floor surface above grade at highest point on deck or landing on exterior of main exit door.

\_\_\_\_\_ Septic permit if applicable. \_\_\_\_\_ Sewer permit if applicable.

\_\_\_\_\_ Two (2) sets of construction drawings that **show in detail** code compliance for all of the work proposed, to include **but not limited to** the following information;

\_\_\_\_\_ Installation shall comply with Title 24 CFR 3285 (see attached form). (New Homes)

- \_\_\_\_\_ Footing detail. Thickness and depth below frost line.
- \_\_\_\_\_ Size of masonry units for foundation (piers or full foundations).
- \_\_\_\_\_ Type, size, and placement of anchorage for the structure to the foundation.
- \_\_\_\_\_ A copy of the manufacturer's specifications and installation instructions.
- \_\_\_\_\_ Electrical. Service size \_\_\_\_\_ and location
- \_\_\_\_\_ Plumbing.
- \_\_\_\_\_ Mechanical if applicable.
- \_\_\_\_\_ Main exit door – 36" x 36" landing on exterior (required).
- \_\_\_\_\_ Installation by certified installer required, please insert certification number \_\_\_\_\_

**EXTERIOR DECK WHERE REQUIRED:**

- \_\_\_\_\_ Floor joist size, species and grade of wood.
- \_\_\_\_\_ Floor joist spacing (16" or center, 24" on center etc.).
- \_\_\_\_\_ Span of floor joist (clear distance between supports).
- \_\_\_\_\_ Depth of post footing below finished grade.
- \_\_\_\_\_ Guardrail height from floor or deck, and/or stairs.
- \_\_\_\_\_ Spacing of balusters. (maximum 4").
- \_\_\_\_\_ Stairs – Riser height and tread depth (riser 8 1/4" max tread 9" min.).
- \_\_\_\_\_ Stairs – Handrail height (from nose of tread). (minimum 34", maximum 38")
- \_\_\_\_\_ Handrail grip size – must have a circular cross section of 1 1/4" minimum to 2" maximum.
- \_\_\_\_\_ Width of stairs (36" minimum)
- \_\_\_\_\_ Guardrail (34" minimum measured vertically from nose of thread)

**Type of Foundation (circle the type you are using)**

1. Set on full basement

2. Crawl space

3. Piers

- A. Heated yes \_\_\_\_\_ (provide wall R-values)  
no \_\_\_\_\_
- B. Garage in basement
- C. Stairs

- A. Cross ventilation

- A. Spacing
- B. Diameter
- C. Depth
- D. Type of skirting

\_\_\_\_\_ Completed building permit application.

MDIA will review plans submitted to determine code compliance. If the minimum submittal requirements are not met, we will ask the applicant to supply additional information. If the minimum requirements are met, the plans will be marked "approved". A building permit will be issued and the applicant will be notified of the inspection fees and when they can pick-up the permit at the Municipal Building. All fees shall be paid prior to the issuance of the permit. Then use the inspection procedures provided to have all of the required inspections performed.

**OHIOVILLE BOROUGH / BEAVER COUNTY, PENNSYLVANIA**  
**APPLICATION FOR BUILDING PERMIT**  
**(ORDINANCE NO. 3 ENACTED AND ORDAINED FEBRUARY 7, 1963)**

Permit No. \_\_\_\_\_

Date of Application: \_\_\_\_\_

Home No. ( ) \_\_\_\_\_

Name of Property Owner: \_\_\_\_\_

Work No. ( ) \_\_\_\_\_

Cell No. ( ) \_\_\_\_\_

Property Owners Address: \_\_\_\_\_  
\_\_\_\_\_

Location of Property: \_\_\_\_\_

Parcel No. \_\_\_\_\_

Name of Subdivision / Plan: \_\_\_\_\_

Lot No. \_\_\_\_\_

Name of Contractor: \_\_\_\_\_

Contractor's \_\_\_\_\_

Address of Contractor: \_\_\_\_\_  
\_\_\_\_\_  
\_\_\_\_\_

Phone No: ( ) \_\_\_\_\_

Total Size / Acreage of Tract \_\_\_\_\_

Setbacks: Front \_\_\_\_\_ Left Side \_\_\_\_\_

Size Yard: Front \_\_\_\_\_ RSide \_\_\_\_\_

Right Side \_\_\_\_\_ Rear \_\_\_\_\_

LSide \_\_\_\_\_ Rear \_\_\_\_\_

Drawing of Lot/Property: List neighbors on all sides, roads bordering property/lot, all buildings and or structures on lot. (include sheds, swimming pools etc. approximate locations)

State all deed restrictions and covenants, if any, governing construction on the property to be built upon:

Type of Improvement or Construction: (must be submitted in detail) Residential / Commercial (Circle One)

IE: New Construction, Addition, Alteration/Improvement

Type of Building: IE: Dwelling, Mobile Home, Modular Home, Garage, Pole Barn, Deck, Deck/Roof, Swimming Pool, Pool/Deck, Other \_\_\_\_\_

Having dimensions of: \_\_\_\_\_ No. of stories \_\_\_\_\_

Decks only: \_\_\_\_\_ inches above grade of deck floor

Pools only: Size \_\_\_\_\_ Refer to Ordinance No. 113 for details.

List type of materials to be used: IE - Wood, Brick, Concrete Block, Vinyl Siding, Etc.

Estimated Cost of Construction/Improvement: \_\_\_\_\_ Estimated length of

time for project \_\_\_\_\_





**THIS FORM REQUIRES A NOTARY SEAL**

**AFFIDAVIT OF EXEMPTION**

The undersigned affirm that he/she is not required to provide workers compensation insurance under the provisions of Pennsylvania's Workers' Compensation Law for one of the following reasons, as indicated:

\_\_\_\_\_ Property owner performing own work. If property owner does hire contractor to perform any work pursuant to building permit, contractor must provide proof of workers' compensation insurance to the municipality. Homeowner assumes liability for contractor compliance with this requirement.

\_\_\_\_\_ Contractor has no employees. Contractor prohibited by law from employing any individual to perform work pursuant to this building permit unless contractor provides proof of insurance to the municipality.

\_\_\_\_\_ Religious exemption under the Workers' Compensation Law. All employees of contractor are exempt from workers' compensation insurance (attach copies of religious exemption letter for all employees).

\_\_\_\_\_  
Signature of Applicant

County of \_\_\_\_\_

Municipality of \_\_\_\_\_

Subscribed, sworn to and acknowledged before me  
by the above \_\_\_\_\_ this \_\_\_\_\_ Day  
of \_\_\_\_\_  
20 \_\_\_\_\_.


**SEAL**

\_\_\_\_\_  
**Notary Public**

**Safe digging is  
no accident!**

**Know what's  
below.**

**Dial 8-1-1  
before you dig.**



**TEMPORARY MARKING GUIDELINES**


	WHITE	Proposed Excavation
	PINK	Temporary Survey Markings
	RED	Electric Power Lines, Cables, Cords and Lighting Cables
	YELLOW	Gas, Oil, Steam, Petroleum or Gasoline Materials, Hazardous Materials, Comminution, Alum or Signal Lines, Cables or Cords and Traffic Signs
	ORANGE	Potable Water
	BLUE	Reclaimed Water, Irrigation and Slurry Lines
	PURPLE	Sewers and Drain Lines
	GREEN	

The following information is needed when you call PA One Call System:


**YOUR TELEPHONE NUMBER**  
**YOUR MAILING ADDRESS**  
**COUNTY** - The name of the county where the work will take place  
**MUNICIPALITY** - City, Township or Borough where the work will take place  
**THE ADDRESS WHERE THE WORK WILL TAKE PLACE**  
**THE NEAREST INTERSECTING STREET TO THE WORK SITE**  
**THE NAME OF A SECOND INTERSECTION NEAR THE WORK SITE**  
**IS THE PROPOSED EXCAVATION AREA (WORK SITE) MARKED IN WHITE** - Yes or No  
**OTHER INFORMATION THAT WOULD HELP THE LOCATOR FIND THE SITE** - Clarifying information to specify the exact location of the dig  
**THE TYPE OF WORK BEING DONE**  
**WHETHER THE WORK WILL TAKE PLACE IN Street, Sidewalk, Public or Private Property**  
**THE APPROXIMATE DEPTH YOU ARE DIGGING**  
**THE EXTENT OF THE EXCAVATION** - The approximate size of the opening, line length and width or diameter  
**THE METHOD OF EXCAVATION** - How will the earth be moved?  
**WHO IS THE WORK BEING DONE FOR**  
**PERSON TO CONTACT IF THE UTILITIES HAVE QUESTIONS**  
**THE CONTACT PERSON'S PHONE NUMBER** - The phone number with area code for daytime contact  
**THE BEST TIME TO CALL**  
**FAX NUMBER AND/OR EMAIL ADDRESS** - The responses from the facility owners will be sent to you  
**SCHEDULED EXCAVATION DATE AND START TIME** - not less than 3 business days or more than 10 business days.  
**DUPLICATION OF A JOB** - How long will the job take  
**ANY ADDITIONAL REMARKS YOU MAY HAVE**

You will be given a 10 digit serial number as confirmation of your call and our system will send you the responses from the utilities on the morning of your scheduled excavation date via fax or email

**Know what's below,  
Dial 8-1-1 before you dig.**



[www.pa811.org](http://www.pa811.org)



## What do we do?

We are the "Call before you dig" company for all of Pennsylvania. If you plan to disturb the earth with powered equipment, you are required by Pennsylvania law to notify the underground utility companies of your intent to do so. Notification occurs by calling 8-1-1 or 1-800-242-1776, 24 hours a day, every day of the year. Notification can also be done on our website at [www.paonecall.org](http://www.paonecall.org).

We will then notify the utility companies nearby of your intent to dig. The utility companies are responsible to mark where their underground lines are located with colored flags, paint or chalk.

### Please Note:

- PA One Call does not mark utility lines.
- In some cases, the utility company may not mark the service lines you own.
- If you need your sewer/drain cleared, be sure to check [www.paonecall.org/crossline](http://www.paonecall.org/crossline) or call 8-808-7667 for more information or call 8-1-1 for more information.

## Why should you call?

Safe digging is no accident! If you are installing a fence or deck, or digging for a mailbox post, patio or other excavation project, it is important to know. What's Below. Dial 8-1-1 or 1-800-242-1776 before you dig. The utility companies do not want an accident, either. The best way to learn where underground utility lines are located is to call before you dig.

For more information, visit [www.pa811.org](http://www.pa811.org)



## Homeowner Quick Tips

- One easy phone call to 8-1-1 three to ten business days before digging begins helps keep your neighborhood safe.
- Call on Monday or Tuesday if you plan to dig on Saturday or Sunday.
- The utility companies will mark where their underground lines are located with colored paint flags or chalk.
- Do not remove the flags if you see them in your yard.
- Our service is no cost to homeowners.
- Did you hire someone to install your fence, deck or new patio? Ask to see the PA One Call serial number before allowing them to dig on your property.

## The Excavator's Responsibility

- Dial 8-1-1 or 1-800-242-1776.
- Do not allow anyone to excavate on your property without calling.
- Always look for the markings on the ground before your dig date.
- If you do not see markings, do not allow anyone to dig. Wait for the lines to be marked by the utility.
- Whoever places the call will receive an email or fax with a list of facility owners who have marked or have not marked. Pay attention to this message.
- Respect the markings by not removing flags or disturbing the actual markings.
- Exercise care around the marked lines by hand digging.
- When the project is complete, the excavator should remove the flags or marks from the ground or pavement.
- Report mistakes by dialing 8-1-1. Report emergencies by dialing 9-1-1.